


XL-440

HIGH CAPACITY (TALKING SCALE)



ENGLISH



MyWeigh

Capacity
200kg x 0.1kg
440lb x 0.2lb

Thank you for purchasing the My Weigh® XL-440 Talking digital scale. Please read all operating instructions carefully before use. This electronic scale is a precision instrument. With normal care and proper treatment, it will provide years of reliable service. For more information please visit www.myweigh.com

OPERATION INSTRUCTIONS

Inserting batteries

Insert 4 AA batteries into the battery compartment on the bottom (underside) of the scale. Be sure the polarity (+ / -) is correct when installing batteries

Taking measurement

- Step onto the measurement platform. The scale will say "Hello". Now step off the platform and wait a few moments
- Once the scale is stable, it'll say "It's ready" and show "0.0 lb" (or 0.0 kg). Then you may step onto the measurement platform again. Your weight will be displayed and spoken once the reading is steady.
- You may step off of the platform and the reading will hold for 10 secs. After that it'll say "Good-bye" and turn off automatically.

Power off

The power will shut down automatically after no operation is detected for about 10 seconds.

Switching on/off the talking function

Use the switch on the bottom of the platform to switch on/off the speaker function.

Unit conversion

Turn the Scale ON, "0.0" will show on the display". Press the [kg/lb] button on the front of the scale (under the display) to select the desired unit (LB or KG)

Selecting language

After showing "0.0", press and hold the [kg/lb] button for 7 seconds. You will hear the word "Hello" spoken in the current language. Press the [kg/lb] button to toggle through the available languages. Once you have selected the desired language confirm the selection by pressing and holding the [kg/lb] button until the scale says "Goodbye".

IMPORTANT NOTES


- ***If the Scale ever malfunctions please try installing a new battery, sometimes a low battery or defective battery may cause inaccurate readings or other errors
- When the battery runs very low, the warning icon will appear on the display. When this happens, be sure to replace the battery immediately on the underside of the scale.
 - When over-loaded, "FFFF" will be displayed.
 - Use the unit on hard, flat, dry and secure surface only.
 - Place the unit in an area free from high temperature or high humidity. To clean, use dampened cloth and mild detergent.
 - Avoid excessive impact or vibration to the unit.
 - If you do not intend to use this unit for a long period of time, remove the battery before storage.
 - Do not attempt to disassemble the unit, otherwise the warranty will become void.
 - The unit is intended for home and personal use only (not legal for commerce).
 - This scale must only be used on a hard surface such as tile, wood, or linoleum
 - This and most bath scales will not perform properly on thick-carpeted surfaces.

Capacity	200kg x 0.1kg 440lb x 0.2lb	Units	kg, lbs
Deviation	+/- 1%		
Temperature range	Optimum 15-20°C		
Power source	4 x AA alkaline batteries		



XL-550

HIGH CAPACITY (TALKING SCALE)



Capacity
250kg x 0.1kg
550lb x 0.2lb



ENGLISH

Thank you for purchasing the My Weigh® XL-550 Talking digital scale. Please read all operating instructions carefully before use. This electronic scale is a precision instrument. With normal care and proper treatment, it will provide years of reliable service. For more information please visit www.myweigh.com

OPERATION INSTRUCTIONS

Inserting batteries

Insert 4 AA batteries into the battery compartment on the bottom (underside) of the scale. Be sure the polarity (+ / -) is correct when installing batteries

Taking measurement

- Step onto the measurement platform. The scale will say "Hello". Now step off the platform and wait a few moments
- Once the scale is stable, it'll say "It's ready" and show "0.0 lb" (or 0.0 kg). Then you may step onto the measurement platform again. Your weight will be displayed and spoken once the reading is steady.
- You may step off of the platform and the reading will hold for 10 secs. After that it'll say "Good-bye" and turn off automatically.

Power off

The power will shut down automatically after no operation is detected for about 10 seconds.

Switching on/off the talking function

Use the switch on the bottom of the platform to switch on/off the speaker function.

Unit conversion

Turn the Scale ON, "0.0" will show on the display" press the [kg/lb] button on the front of the scale (under the display) to select the desired unit (LB or KG)

Selecting language

After showing "0.0", press and hold the [kg/lb] button for 7 seconds. You will hear the word "Hello" spoken in the current language. Press the [kg/lb] button to toggle through the available languages. Once you have selected the desired language confirm the selection by pressing and holding the [kg/lb] button until the scale says "Goodbye".

IMPORTANT NOTES

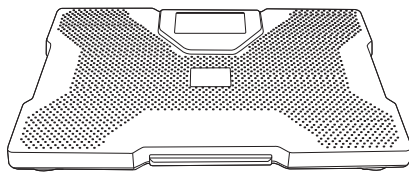
- ***If the Scale ever malfunctions please try installing a new battery, sometimes a low battery or defective battery may cause inaccurate readings or other errors
- When the battery runs very low, the warning icon will appear on the display. When this happens, be sure to replace the battery immediately on the underside of the scale.
 - When over-loaded, "FFFF" will be displayed.
 - Use the unit on hard, flat, dry and secure surface only.
 - Place the unit in an area free from high temperature or high humidity. To clean, use dampened cloth and mild detergent.
 - Avoid excessive impact or vibration to the unit.
 - If you do not intend to use this unit for a long period of time, remove the battery before storage.
 - Do not attempt to disassemble the unit, otherwise the warranty will become void.
 - The unit is intended for home and personal use only (not legal for commerce).
 - This scale must only be used on a hard surface such as tile, wood, or linoleum
 - This and most bath scales will not perform properly on thick-carpeted surfaces.

Capacity	250kg x 0.1kg 550lb x 0.2lb	Units	kg, lbs
Deviation	+/- 1%		
Temperature range	Optimum 15-20°C		
Power source	4 x AA alkaline batteries		



XL-700

((TALKING SCALE))



Capacity
320kg x 0.1kg
700lb x 0.2lb

Thank you for purchasing the My Weigh®XL700 talking bathroom scale. Please read all operating instructions carefully before use. This electronic scale is a precision instrument. With normal care and proper treatment, it will provide years of reliable service. For more information please visit www.myweigh.com.

OPERATION INSTRUCTIONS

Inserting batteries

Insert 4 xAA batteries into the battery compartment on the bottom (underside) of the scale.

Selecting language

After showing "0.0", press and hold the [kg/lb/st] button for 7 seconds. You will hear "Hello" of the existing language. Press the [kg/lb/st] button again to select the language. You will hear "Hello" in the other languages. To confirm the selection, press and hold the [kg/lb/st] button until it says "Goodbye".

Weighing

- Tap the Activation button at the front of the scale with your foot. The scale will say "Hello".
- Once the scale is stable, it'll say "It's ready" and show "0.0 kg" (or 0.0 lb, 0.0 st). Then you may step onto the measurement platform again. Your weight will be displayed and read out once the reading is steady.
- You may step off the platform and the reading will hold for 10 secs. After that it'll say "Good-bye" and turn off automatically.

Power off

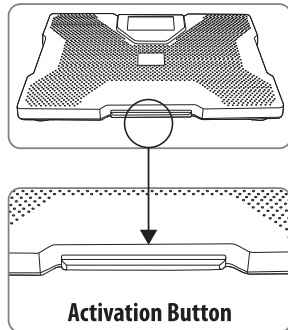
The scale will shut down automatically after no operation is detected for about 10 seconds.

Switching on/off the talking function

Use the switch on the bottom of the platform to switch on/off the speaker function.

Changing the Unit

Turn the Scale ON, "0.0" will show on the display; use the [kg/lb/st] button under the scale to toggle the desired unit (lb, kg or st).



IMPORTANT NOTES

- ***If the Scale ever malfunctions please try installing new batteries, sometimes low batteries or defective batteries may cause inaccurate readings or other errors
- When the battery runs very low, the warning icon will appear on the display. When this happens, be sure to replace the batteries immediately on the underside of the scale.
 - Use the unit on hard, flat, dry and secure surface only.
 - Place the scale in an area free from high temperature or high humidity. To clean, use a dampened cloth and mild detergent.
 - Avoid excessive impacts or vibrations to the unit.
 - If you do not intend to use this unit for a long period of time, remove the batteries before storage.
 - Do not attempt to disassemble the unit, otherwise the warranty will become void.
 - The unit is intended for home and personal use only (not legal for commerce).
 - This scale must only be used on a hard surface such as tile, wood linoleum or short carpet.
 - This and most bathroom scales will not perform properly on thick-carpeted surfaces.

Capacity	320kg x 0.1kg 700lb x 0.2lb	Units	kg, lbs, st
Deviation	+/- 1%		
Temperature range	Optimum 15-20°C		
Power source	4 x AA		